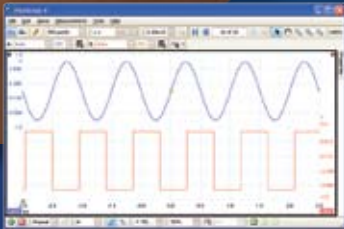


PicoScope[®] 2000 Series

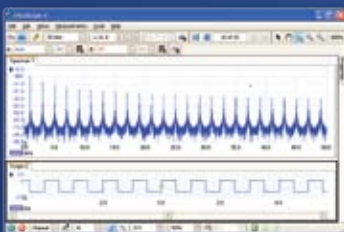
25 MHz PC Oscilloscopes



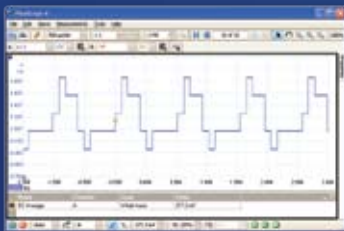
Oscilloscope



Spectrum Analyser



Arbitrary Waveform Generator



Superb value for money from Pico Technology

- 40 MS/s to 200 MS/s real-time sampling rate
- Arbitrary waveform generator
- USB 2.0 interface for data and power
- 8 k to 16 k record length

All-in-One Instruments

The PicoScope 2000 Series PC Oscilloscopes are extremely versatile, with an oscilloscope, spectrum analyser and arbitrary waveform generator included in every model. The compact, portable scopes fit easily in a laptop bag, and their robust cases have three BNC connectors—Channel A, Channel B and Signal Out—and a USB connector.

Convenience and Speed

The PicoScope 2000 Series scopes obtain their power from the USB 2.0 interface, so there's no need for an external power supply. The USB port also delivers high-speed data to your PC to give you a responsive, high-resolution display.

Advanced Software

The scopes are bundled with the same PicoScope software for Windows that comes with our high-end scopes. PicoScope is easy to use, and can export data in a variety of graphical, text and binary formats. Also included are drivers and example programs. The PicoLog software, also included, lets you log data for long periods of time.

	PicoScope 2203	PicoScope 2204	PicoScope 2205
VERTICAL SECTION			
Bandwidth	5 MHz	10 MHz	25 MHz
Channels	2		
Resolution	8 bits		
Enhanced resolution	12 bits		
Dynamic range	48 dB		
Accuracy	3%		
Input ranges (full scale)	±50 mV, ±100 mV, ±200 mV, ±500 mV, ±1 V, ±2 V, ±5 V, ±10 V, ±20 V		
Input characteristics	1 MΩ 20 pF or less		
Overload protection	±100 V on single input		
Input type	single-ended, BNC connector		
Input coupling	AC or DC (software-controlled)		
HORIZONTAL SECTION			
Sampling rate ^[1]	40 MS/s (1 GS/s with ETS)	100 MS/s (2 GS/s with ETS)	200 MS/s (4 GS/s with ETS)
Record length ^[2]	8,000 samples	8,000 samples	16,000 samples
Record length (in streaming mode)	2 M samples per channel		
Timebase ranges	500 ns, 1 μs, 2 μs, 5 μs... and so on up to 50 s, 100 s, 200 s per division		
Timebase accuracy	100 ppm with 3 ps jitter		
TRIGGER			
Source	Ch A or Ch B		
Modes	rising edge, falling edge, threshold	advanced ^[3]	
ARBITRARY WAVEFORM GENERATOR			
Connector type	BNC		
Buffer size	4 k words		
Vertical resolution	8 bits		
Output range	± 125 mV to ±2 V pk-pk with ±1 V offset		
Output resistance	600 Ω		
Clock frequency	2 MHz		
Bandwidth	DC to 1 MHz		
ENVIRONMENTAL & PHYSICAL			
Operating temperature range	5 °C to 45 °C		
PC interface	USB 2.0		
Power requirements	from USB		
Dimensions	100 x 135 x 45 mm (approx. 4 x 5.4 x 1.8 in)		
Weight	210 g (approx. 7.4 oz)		
Approvals	FCC, CE		

[1] Real-time sampling rate with one channel in use.
Shared equally if two channels in use.

Figures in parentheses are for Equivalent Time Sampling (ETS) mode.

[2] Memory shared between two channels if both in use.

[3] Rising edge and falling edge with hysteresis; pulse width; dropout; windowed; logic.

